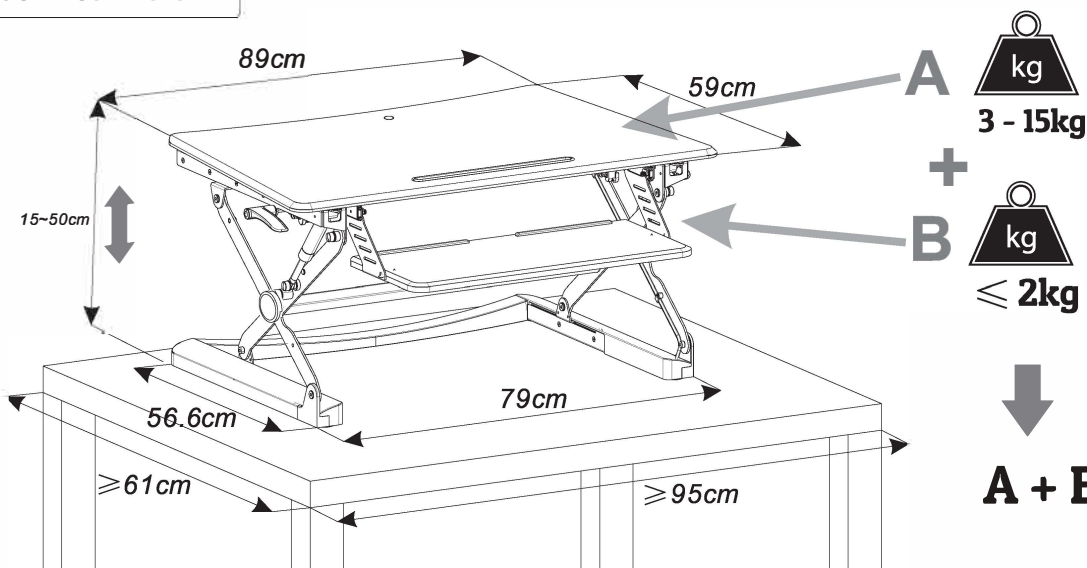
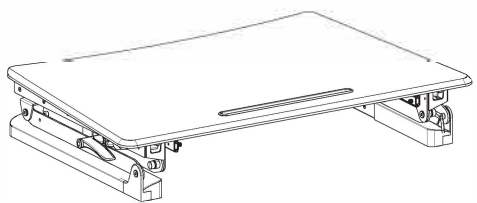
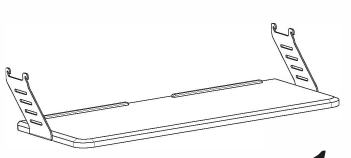
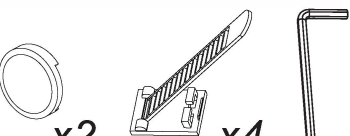


Technical Data



WARNING
Please do not exceed the maximum weight capacity

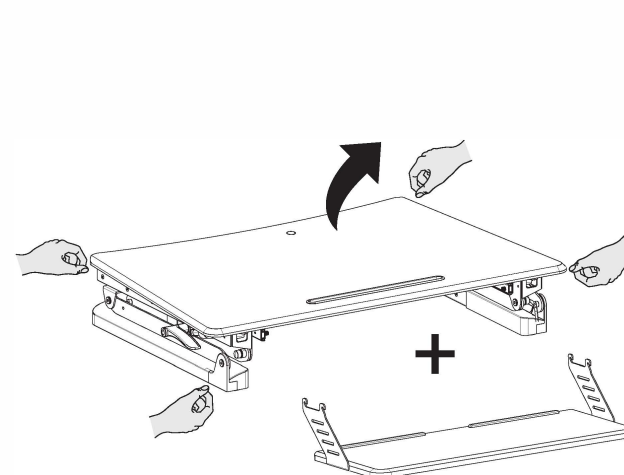
What's included in the box:

A	B	C
 x1	 x1	 x2, x4, x1

Other required tools:



STEP 1



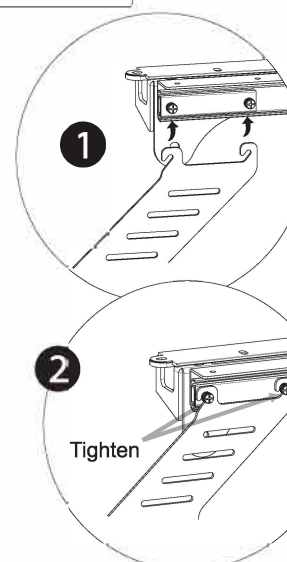
Once you unbox the product, place the main section of the converter on a table.



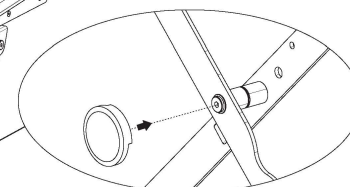
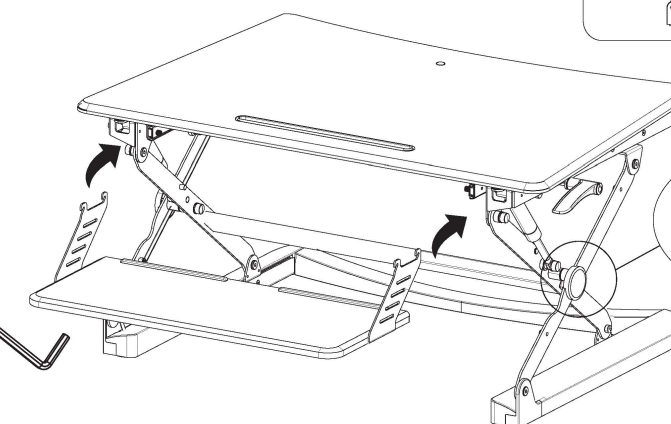
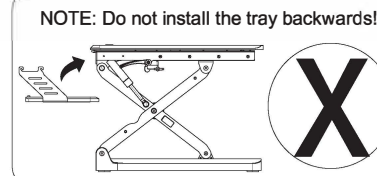
CAUTION

Make sure that there is enough space on your table for you to work safely. If a section of your converter is not on a stable surface, it may lead to injuries.

STEP 2



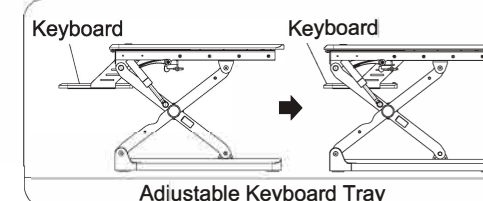
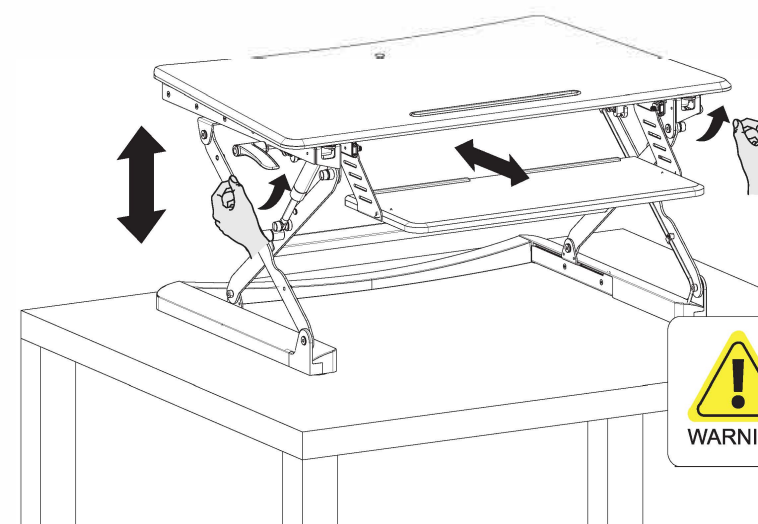
Attach the keyboard tray with the help of the pre-inserted screws. Once attached, tighten the screws to secure the keyboard tray.



Secure a plastic cover to the scissor mechanism.

STEP 3

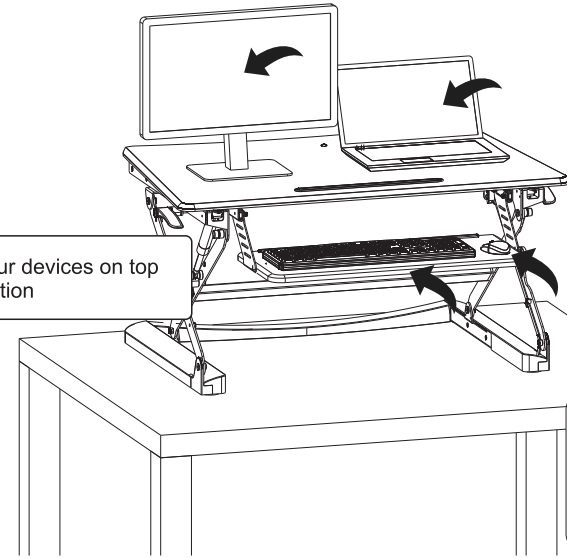
To adjust the height of your desk converter press both handles simultaneously and move it to your desired height.



WARNING

Please keep your hands away from the mechanism, as the movement might cause injuries.

STEP 4



Please put your devices on top of the workstation

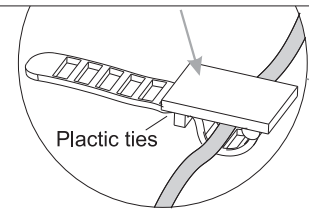


CAREFUL

Please make sure that all of your devices are firmly on the table, and not overhanging, or they might risk falling.

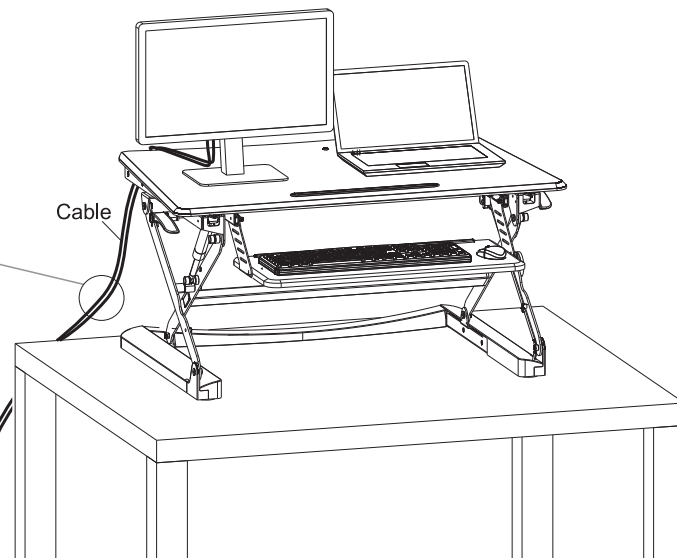
STEP 5

High quality self-adhesive allows you to fix the cable management to the table



Plastic ties

Cable



CAREFUL

Adhesive buckles can help you keep your cables tidy. Please leave enough cable length for the height adjustments, otherwise it may pull your electronics from the table.



WARNING


Risk of Hand Crush Injury

Please do not place your hand near the moving mechanism. Its angle will move with height adjustments and it may injure you.




Warning

Please do not put your hands near the supporting bars either, as they change during adjusting and may hurt you.



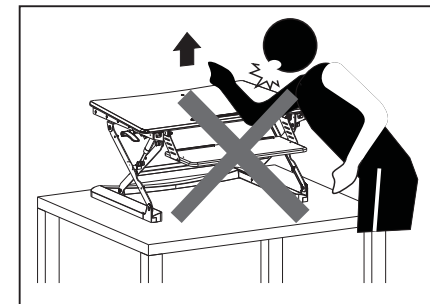
Attention

Please make sure that all of your devices are firmly on the table, and not overhanging, or they might risk falling.



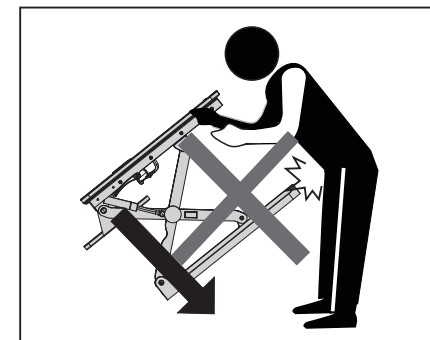
Attention

Please allow enough cable length for the height adjustment function, otherwise it may pull your electronics.



Warning

To move your converter, please first adjust it to its highest position to avoid any harm or damage.



Warning

Your desk converter should be moved by at least two people to avoid any risk of damage or injury